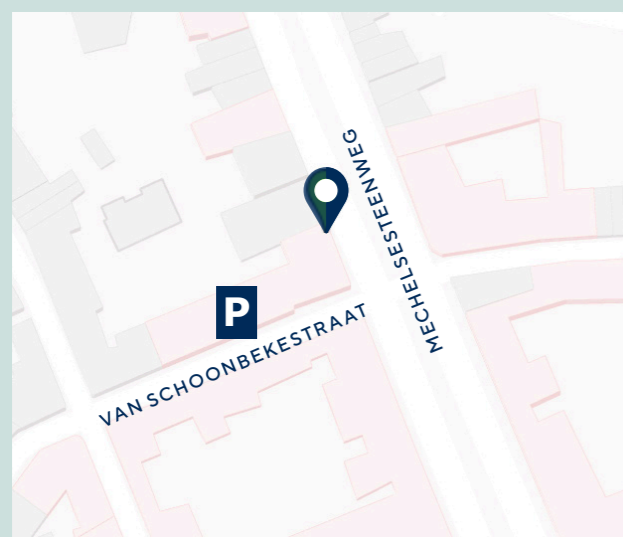



Parking at Stadim Antwerp



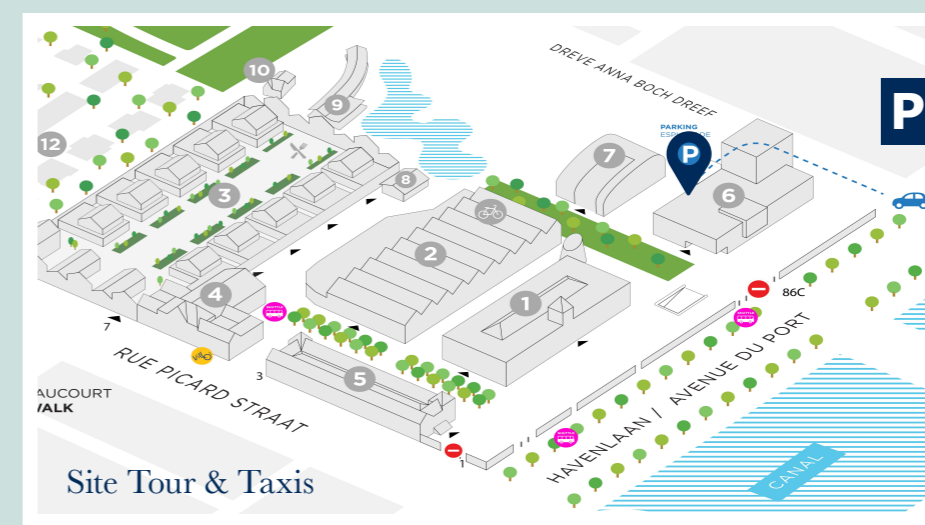
STADIM ANTWERP
MECHELSESTEENWEG 180

P PARKING
VAN SCHOONBEKESTRAAT 14

1. Enter the underground car park at Van Schoonbekestraat 14 (this entrance has two barriers). Choose 'Stadim' at the intercom column and we'll open the barrier.
2. The Stadim parking spots are situated on the lowest floor (-2) at the right hand side.
3. Park on a spot marked with the Stadim logo. Please do not occupy any parking place that is not identified with a Stadim logo.
4. Once parked, please continue to the elevator at the extreme side of the parking floor (see map). At the green door, choose 'Stadim' once more in order for the door to open. Take the elevator to the 8th floor.



Parking at Stadim Brussels



STADIM BRUSSELS
HAVENLAAN/ AV. DU PORT 86C
KONINKLIJK PAKHUIS/ROYAL DEPOT
SITE TOUR & TAXIS

P PARKING

1. Enter the site of Tour & Taxis via Anna Boch dreef (see map).
2. Take a ticket at the barrier when entering the public parking lot. Bring the ticket with you to our offices so we can validate it.
3. Follow the "visitors" arrows. You will need a QR code to use the elevator. You can request these beforehand by sending an e-mail to info@stadim.be or by registering at the reception on the ground floor of Tour & Taxis.
4. Go to our offices on the 2nd floor (Royal Depot | office B7A).
5. Don't forget to validate your parking ticket in order to leave the car park for free.